



Remote Box


Top
Thickness = 1/2"




Sides x2
Thickness = 1/2"
Groove = 1/8"



Bottom Plywood
Thickness = 1/8"
(Width of 4" is approximate.
Cut to fit.)



5 1/4"



4 1/8"

4 1/2"

Ends x2
Thickness = 1/2"
(Actual Size.
Print this page at 100%)

Lid

